

AUTOTRONIK

Fertigungssysteme für die **Elektronikindustrie**

AUTOTRONIK-SMT GmbH
Sulzbacher Str. 111
D-92224 Amberg

Tel +49 (0) 9621-600 691
Fax +49 (0) 9621-600 692

office@autotronik-smt.com
www.autotronik-smt.de

MODEL: BA392E1-V

SMT-PICK&PLACE MACHINE

- ▶ Perfect for small & medium volume production
- ▶ High Accuracy and high Flexibility from 01005 up to 0.3 mm fine pitch
- ▶ 160 intelligent Auto Tape Feeder w. Quick Scan Function
- ▶ Ballscrews in X-Y direction
- ▶ AC-Servo Motors in X/Y/Z
- ▶ Up to 4.500 CPH
- ▶ COGNEX Alignment System „Vision On the Fly“
- ▶ Digital Bottom Vision Kamera for fine pitch QFP & BGA
- ▶ Automatic Reference Point Recognition
- ▶ Conveyor System
- ▶ Vision Inspection
- ▶ Universal CAD Conversion
- ▶ Barcode Reader for Feeder setup
- ▶ EtherCAT Bus System



Innovative
Features



Unbeatable
Service



Worldwide
for you!





Specialist in small
and medium-sized
manufacturing.




Quality &
innovation at
a fair price.



All from
one hand.



Intelligent feeders in all common sizes. Component spectrum from 01005 to 100x150 mm, component height up to 15mm



Components on tapes, tubes, cut tapes, loose components and trays can be processed.

MODEL: BA392E1-V

SMT-PICK&PLACE MACHINE

SPEZIFICATION:

- Number of Heads (Vision on the Fly): 1
- Placement rate (under optimum condition):
4500 CPH, 3400 CPH (IPC 9850)
- Feeder capacity (8mm): up to 160 Tape Feeders
- IC Tray capacity: up to 4 Waffle Trays
- Component Sense: Vision detection
- Component Size:
 - Handled by digital head camera:
 - smallest: 0.4 x 0.2 mm
 - largest: 16 x 14 mm
 - Handled by fixed digital Bottom Vision Camera:
 - largest: 150 x 100 mm
- Resolution:
 - X/Y Axis: 0.005 mm
 - Z Axis: 0.01 mm
- Rotation: 0° to 360° (0.09°/step)
- Placement Accuracy: +/- 0.03 mm
- X/Y Repeatability: +/- 0.01 mm
- Placement Area without conveyor:
 - without Waffle Tray: 600 x 350 mm
 - with 1 Waffle Tray: 600 x 330 mm
- Placement Area with conveyor:
 - without Waffle Tray: 650 x 315 mm
 - with 1 Waffle Tray: 650 x 300 mm
- Programming:
 - Direct Input
 - Teach-In by Camera
 - CAD Access (option)
 - Barcode Reader (option)
- Industrial PC with Windows 10
- Power Supply: 230VAC
- Power: 2400W
- Pressure: 75 psi (5.5 bar), max. 100L/min
- Machine Size: 1185 x 1190 x 1350 mm (L x W x H)
- Weight: 810kg

